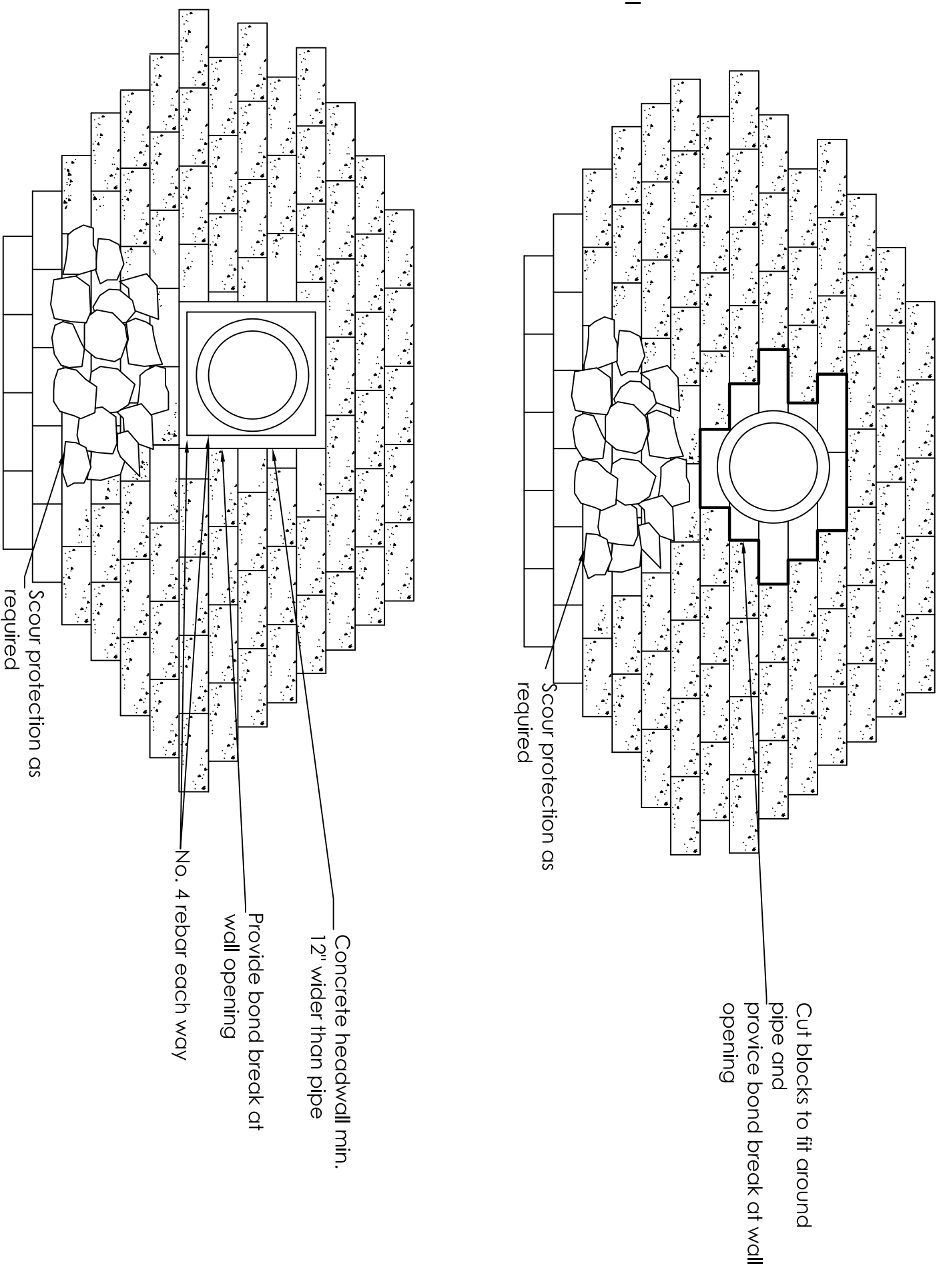
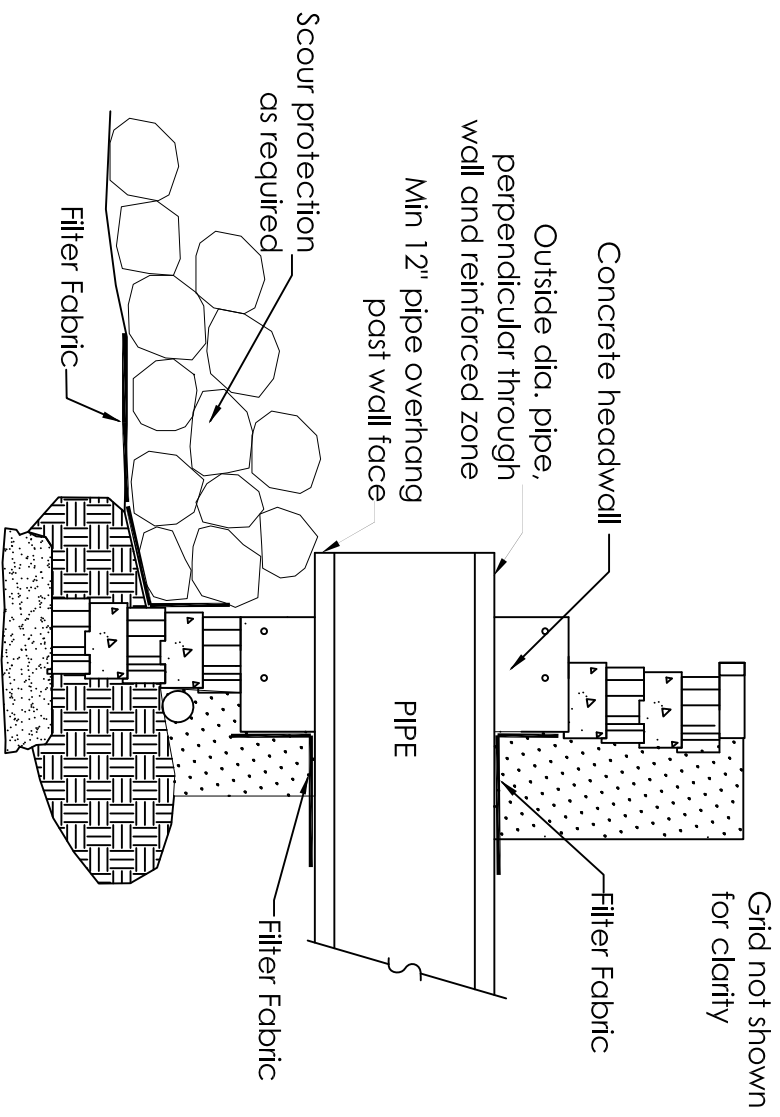


# Wall with Pipe Penetration

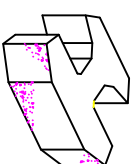
## Classic 6

- Notes:
1. Pipe to extend beyond base course of wall no less than 12"
  2. Bed pipe in open graded crushed stone (i.e. no. 57 or 67 stone) and tie stone to 4" dia. pipe at wall base and daylight 4" pipe through wall face on each side of concrete headwall



This drawing is furnished for preliminary design purposes only, and should not be used for final design drawings or construction drawings without the certification of a professional engineer registered in the state in which the wall will be constructed

No.	Date.	Revision.	By.



**ROCKWOOD**  
RETAINING WALLS  
*A better way*

LEGEND	
	Impermeable Compacted Fill
	Compacted Fill
	Native Soil
	3/4" Crushed Stone
	Leveling Pad
	Geogrid

Project name:	XXX
Project location:	YY
Drawing description:	Wall with Pipe Penetration
Prepared for:	CCC
Drawn by:	DDD
Checked by:	
Sheet # of \$	
Date: MM/DD/YYYY	
Project Number: WWWPRO#	