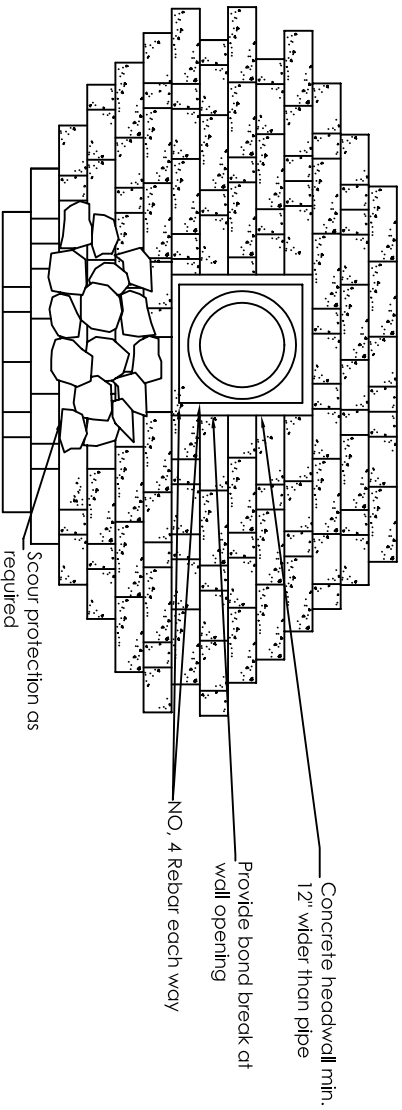
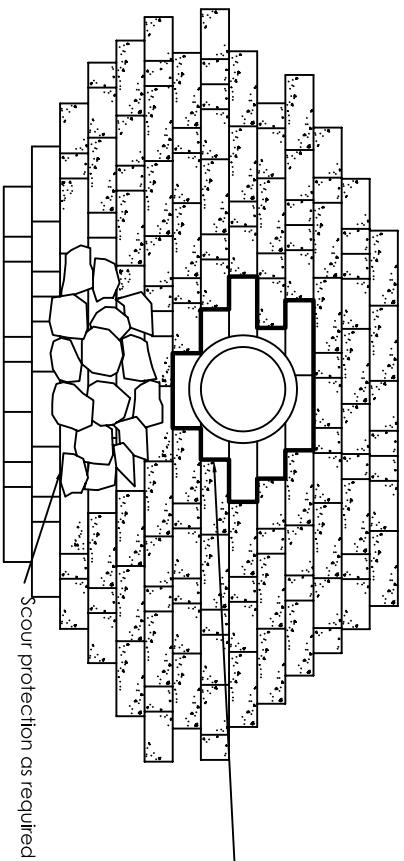
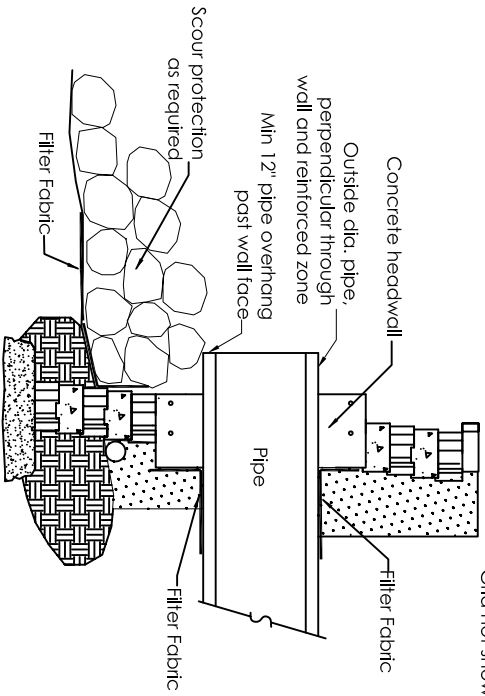


Wall With Pipe Penetration

Classic Colonial

- Notes:
1. Pipe to extend beyond base course of wall no less than 12"
 2. Bed pipe in open graded crushed stone (i.e. no. 57 or 67 stone) and the stone to 4" dia. pipe at wall base and daylight 4" pipe through wall face on each side of concrete headwall

Grid not shown for clarity



This drawing is furnished for preliminary design purposes only, and should not be used for final design drawings or certification of a professional engineer registered in the state in which the wall will be constructed

| No. | Date | Revision | By |
|-----|------|----------|----|
| | | | |
| | | | |
| | | | |
| | | | |



ROCKWOOD
RETAINING WALLS
A Better Way™

| Legend | |
|--------|---------------------------|
| | Impervious Compacted fill |
| | Non-Soil |
| | 3/4" Crushed Stone |
| | Leveling Pad |
| | Geogrid |

| | | | |
|---------------------|----------------------------|----------------|------------|
| Project Name | XXXX | Prepared for | CCC |
| Project Location | YY | Drawn by | DDD |
| Project Description | Wall With Pipe Penetration | Checked by | |
| Sheet # | | Sheet # | |
| Sheet of | | Sheet of | |
| Scale | MM/DD/YYYY | Scale | MM/DD/YYYY |
| Project Number | WWWWPRO# | Project Number | WWWWPRO# |