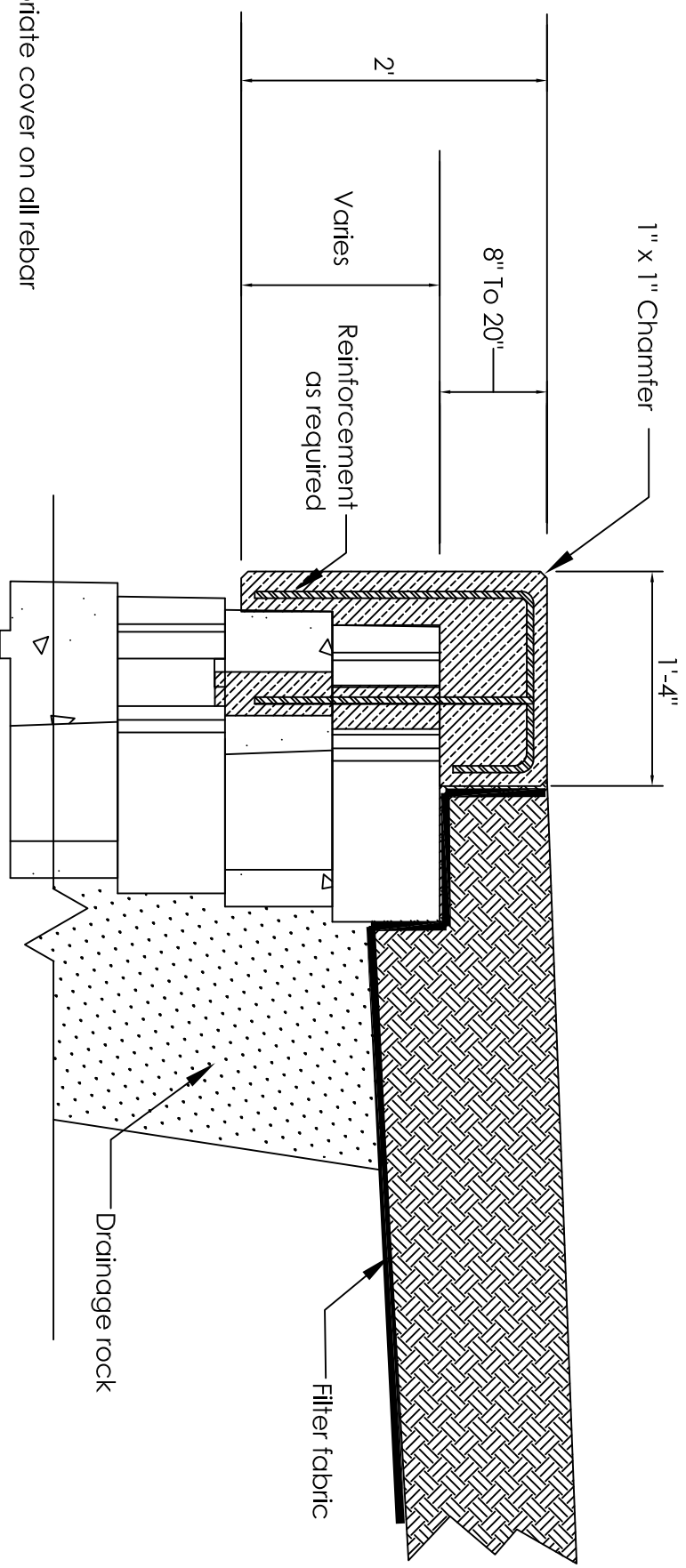


# Overhang Coping Detail

Legend®

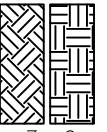






- Note:
- 1) Maintain appropriate cover on all rebar
  - 2) Full expansion joints shall be placed at wall radius and bend points
  - 3) Insure wall steps are covered by coping

This drawing is furnished for preliminary design purposes only, and should not be used for final design drawings or construction drawings without the certification of a professional engineer registered in the state in which the wall will be constructed

No.	Date.	Revision.	By.



Legend	
	Compacted Fill
	Native Soil
	Crushed Rock
	Leveling Pad
	Geogrid

Project Name:	XX	Prepared For:	CCC
Project Location:	YY	Drawn By:	DDD
Drawing Description:	Overhang Coping Detail	Checked By:	
		Date:	MM/DD/YYYY
		Project Number:	WWWPRO#