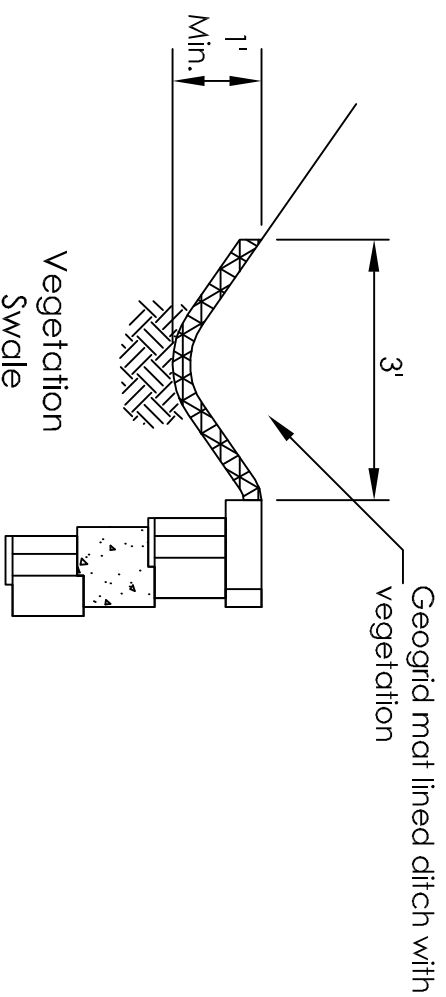
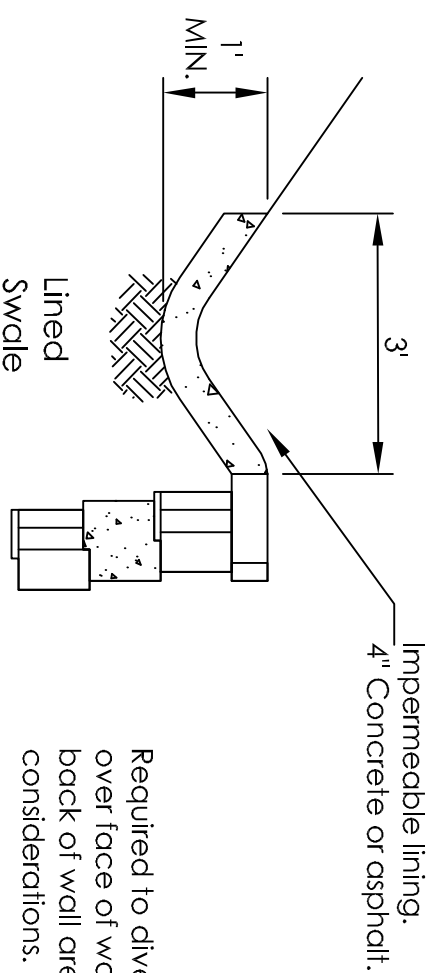


Brow Ditch & Leveling Pad Details

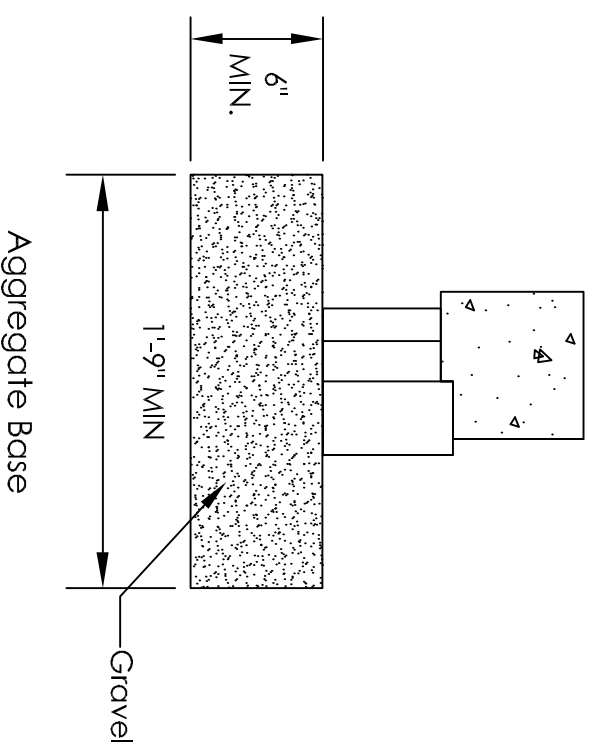
Monument HD[®]



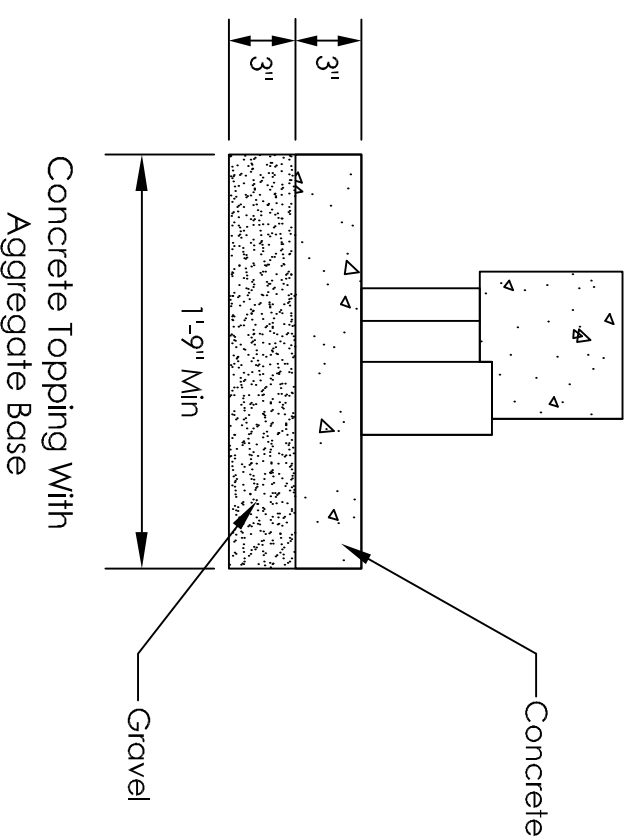
Drain Ditch Options
Scale: None



Required to divert surface runoff from flowing over face of wall, to divert water away from back of wall area, and for safety considerations.

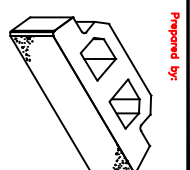


Leveling Pad Options
Scale: None



This drawing is furnished for preliminary design purposes only, and should not be used for final design drawings or construction of drawings without the certification of a professional engineer registered in the state in which the wall will be constructed

No.	Date:	Revision:	By:



Legend	
	Impermeable compacted fill
	Compacted Native soil
	3/4" Crushed stone
	Leveling pad
	Geogrid

Project Name:	Project Location:	Project No.:	Project Date:
		XX	YY
Drawing Description:			
Brow Ditch & Leveling Pad Details			
Prepared by:	Checked by:	Scale:	
CCC	DDD		
Sheet #	of \$	Date:	
		MM/DD/YYYY	
Project Number:			
WWWPRO#			